



25 Year System Warranty

Supports Gigabit Ethernet

Unique Warranty Insurance

### Features

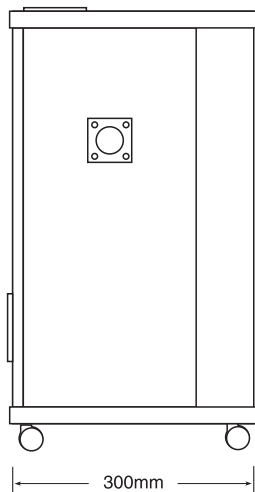
- Ideal where space is at a premium
- Range of accessories in black or beige
- Removable vented side panels
- Adjustable panel mount profiles
- No.4 cabling system by market share, as reported by BSRIA

### Product Overview

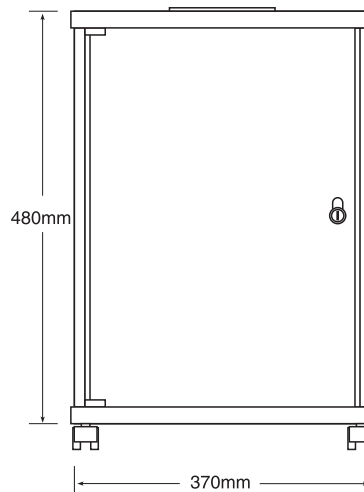
The Excel Microlan system is ideal for small and medium sized cabling installations and for sites where space is at a premium, making the standard 19" rack system impractical.

The broad range of copper, fibre and active components ensure that all requirements can be met and housed neatly in the compact, unobtrusive Microlan Cabinet.

The entire product range and completed installation is supported by a no nonsense product and applications warranty when installed by an accredited Excel Cabling Partner.



Cabinet Side Aspect



Cabinet Front Aspect

### EXCEL MICROLAN – CABINET

The Excel MicroLan is ideal for installations where space is at a premium for example educational retail or small office networks. The MicroLan 10u cabinet is available with a range of accessories in black. Each cabinet has removable vented side panels and adjustable panel mount profiles to ensure quick and easy installation and maintenance. Cable entry cut outs are placed in the top, rear and base of the cabinet to cover all applications. The cabinet can easily be fixed to the wall or positioned directly onto the floor.

### Features

- Compact 10u Height.
- Removeable Vented Side Panels.
- Smoked Perspex Front Door.
- Adjustable Panel Mount Profiles.

Part No.	Description
100-762	10u Cabinet Black



## EXCEL MICROLAN – CATEGORY 5e PATCH PANELS

MicroLan Category 5e Patch Panels are available in 12 port 1u and 24 port 2u versions each with an easy to use screen printed labelling system. Each panel is supplied with a cage nut and cable ties.


### Features

- Category 5e Compliant.

### Performance/Specification Table

Specification:	Category 5e ISO Class D 1999, EIA/TIA 568A
Wiring Specification:	EIA 258A/568B
Port Density:	12 Ports Per 1u (44mm)
Dimensions:	248mm wide x 33mm deep x 44mm (1u) or 88mm (2u) high
RJ45 Jack:	Min life 700 insertions
RJ45 Jack:	50 Micron Gold Plated contact pins
IDC Contacts:	Suitable for Krone/110 Termination. Maximum 100 reterminations
NEXT at 100MHz:	Category 5e Specification 43dB @100MHz (Worst Pair)
FEXT at 100MHz:	Category 5e Specification 35dB @100MHz (Worst Pair)

Part No.	Description
100-754	1u Category 5e 12 Port Panel, Black
100-756	2u Category 5e 24 Port Panel, Black



## EXCEL MICROLAN – SHELVING/MANAGEMENT

MicroLan Shelves are ideal for mounting Planet or Excel ISDN routers, hubs or repeaters. MicroLan cable management bars ensure patching is kept tidy and easy to manage. Blank plates complete the range.

### Features

- Supplied With Cage Nut Fixings.


Part No.	Description
100-766	1u Shelf, Black
100-770	1u Cable Management, Black
100-780	1u Blank Plate, Black



## EXCEL MICROLAN – FIBRE PANELS

The Excel MicroLan cabinet is ideal for fibre links in campus or warehouse environments.

Part No.	Description
100-776	1u 8 Port ST Patch Panel, Black



## EXCEL MICROLAN – POWER DISTRIBUTION UNITS

The Excel 2 and 4 way power distribution units are mounted quickly and easily on the rear panel of the cabinet. These units can be used to power hubs, routers etc. Each unit is supplied with a 2 metre lead to connect to the mains.

### Features

- Choice Of 2 Or 4 Way.

Part No.	Description
100-773	2 Way Power Distribution Unit
100-774	4 Way Power Distribution Unit

- Supplied With Required Fixings.



## EXCEL MICROLAN – VENTILATION KIT

Each MicroLan Cabinet is supplied with vented side panels, ventilation can be improved with the use of these easy to fit fan units. Each is supplied with fixing screws and 500mm mains lead.

### Features

- Easy To Install.

Part No.	Description
100-788	Side Panel Fan Kit

- Supplied With Fixing Kit.



## EXCEL MICROLAN – MOUNTING ACCESSORIES

The MicroLan cabinet can be either floor or wall mounted. For floor mount installations a choice of castors or jacking feet can be used.

### Features

- Quick And Easy To Install

Part No.	Description
100-784	Castors, Set Of Four
100-786	Jacking Feet, Set Of Four



## EXCEL CATEGORY 5e UNSHIELDED RJ45 MODULES

Excel Category 5e RJ45 modules comply with the EIA TIA enhanced Category 5 standards. Each shuttered module is supplied with a slide label field and space above, this is allowed for use of self adhesive or further labelling if required. Termination can be made using either Krone or 110 tooling, a cable tie base is positioned between the IDC blocks to relieve cable stress. Pre assembled faceplates can be ordered to save installation time.

Part No.	Description
100-700	RJ45 White Module
100-702	RJ45 White Module c/w Bevelled Plate and Blanks
100-704	Two RJ45 White Modules c/w Bevelled Plate
100-760	RJ45 Low Profile Module

### Features

- Independently verified to Category 5e standard.
- 50 x 25mm Cut out.
- Fits 27mm back box when used with bevelled faceplate.
- Low profile module 21mm deep.
- Built in slide label system.
- Dual IDC blocks.
- 25 year product warranty.
- System warranty available.



### Performance/Specification Table

Specification:	Category 5e ISO Class D1999 EIA/TIA 568A
Wiring Specification:	EIA 258A/568B
Dimensions:	25mm wide x 34mm deep x 50mm high
Installation Recommendation:	Suits minimum of 27mm Back Boxes when installed with Bevelled Faceplate.
RJ45 Jack:	Min life 700 insertions
RJ45 Jack:	50 Micron Gold Plated contact pins
IDC Contacts:	Suitable for Krone/110 Termination. Maximum 100 reterminations
NEXT at 100MHz:	Category 5e 40dB @100MHz (Power Sum)
FEXT at 100MHz:	Category 5e 32dB @100MHz (Power Sum)

## MOUNTING HARDWARE – FACEPLATES

Excel faceplates are available in bevelled or flat styles to suit all installations.

### Features

- Supplied with fixing screws.
- Choice of bevelled or flat style.
- Choice of blanking plates.
- Screen printing option available.

Part No.	Description
100-712	Single Gang Bevelled Plate w/o Blanks
100-714	Single Gang Flat Plate w/o Blanks
100-716	Double Gang Bevelled Plate w/o Blanks
100-718	Double Gang Flat Plate w/o Blanks
100-715	Half Width (12.5mm) Blank Plate
100-719	Full Width (25mm) Blank Plate
100-049	Ackermann Floorplate accommodates 1-4 Excel Modules.




## MOUNTING HARDWARE – BACK BOXES

A range of single and double gang high quality Back Boxes.

### Features

- Choice Of Single Or Double Gang
- Choice Of Depth

Part No.	Description
100-612	Single Gang 27mm Deep Back Box
100-614	Single Gang 32mm Deep Back Box
100-616	Single Gang 37mm Deep Back Box
100-618	Single Gang 47mm Deep Back Box
100-619	Double Gang 27mm Deep Back Box
100-620	Double Gang 37mm Deep Back Box
100-622	Double Gang 47mm Deep Back Box




## EXCEL MICROLAN – PATCH LEADS

To ensure tidy and easy to maintain patching within MicroLan cabinets 250mm Category 5e patch leads are available.


Part No.	Description
HO.2MPLGE	250mm RJ45 Patch lead, Grey
HO.2MPLRD	250mm RJ45 Patch lead, Red

### Features

- Choice of Colour
- Individually Bagged
- Longer Lengths Available



## CATEGORY 5e UNSHIELDED TWISTED PAIR (UTP) CABLE



Excel solid conductor Category 5e is an independently verified 4 pair UTP cable which conforms to current standards for enhanced performance Category 5e cable.

### Features

- Category 5e Enhanced Performance
- Power Sum Compliant
- Tested for FEXT And Return Loss
- Choice of lengths (Grey only)

Part No.	Description
100-065	CATEGORY 5e Cable Grey, 305MTR Fast Feed Box
100-059	CATEGORY 5e Cable Grey, 500MTR Fast Feed Box
100-060	CATEGORY 5e Cable White, 305MTR Fast Feed Box
100-061	CATEGORY 5e Cable Red, 305MTR Fast Feed Box
100-062	CATEGORY 5e Cable Blue, 305MTR Fast Feed Box
100-063	CATEGORY 5e Cable Green, 305MTR Fast Feed Box
100-064	CATEGORY 5e Cable Yellow, 305MTR Fast Feed Box

Frequency (MHZ)	Impedance (Ohm)	SRL (dB)	Attenuation (dB/100m)	NEXT Worst Pair (dB)	NEXT Power Sum (dB)	ELFEXT Worst Pair (dB)	ELFEXT Power Sum (dB)	Velocity of Propagation (%)
0.772		-	1.8	67	64	—	—	
1.0		19	2.0	66	62	64	61	
4.0		20.8	4.1	57	53	52	49	
8.0		21.7	5.8	52	48	46	43	
10.0		22	6.5	51	47	44	41	
16.0	100 ± 15	22	8.2	48	44	40	37	65
20.0		22	9.3	46	42	38	35	
25.0		21.3	10.4	45	41	36	33	
31.25		20.6	11.7	43	39	34	31	
62.5		18.5	17.0	39	35	28	25	
100.0		17.1	22.0	36	32	24	21	